


Module II. Technical

Photo-video concept course

Topic 2. Sound and Script

Activity T2.L1.3. Heritage Proposal




Co-funded by the
Erasmus+ Programme
of the European Union



Workshop

Script

wonderful



Criteria for the identification and subsequent drafting of the values and characteristics of an asset







WITH THE BRIEF WRITTEN
SCRIPT WE ARE GOING TO
UPLOAD IT TO THE O-CITY
PROJECT PLATFORM

IN THIS WAY WE PROPOSE OUR HERITAGE
ELEMENT AS POSSIBLE AUDIOVISUAL
CONTENT



Analyze the
outstanding values
of heritage reality
to be explained





ITS CHARACTERISTICS AND
ITS SOCIAL MEANING MUST
BE STUDIED IN DEPTH.


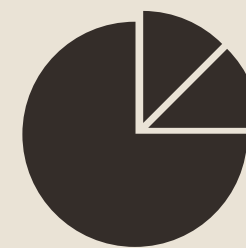

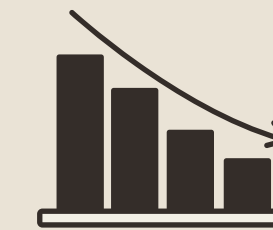


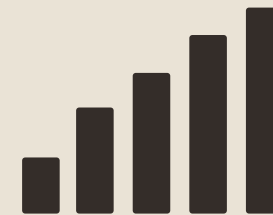



THE DEEPER THE INVESTIGATION, THE
GREATER THE CHANCES OF THE SCRIPT



Activity

Complete the O-City file with the information obtained in the written script. Describes in the file the information necessary to propose a heritage element on the O-City platform and that is validated by specialists. After reviewing the information requested by the O-City platform, they must propose a patrimonial reality through the same platform. Look for the O-City file, read it carefully and check what kind of information we are asked to include. Complete the file with the appropriate information.



We have to think about what we want to tell, what the objective is and how we are going to tell it.

Choose your city Cont

Heritage proposal

Country
Spain

City
Search Nearest Location

Heritage

Description (short) ⓘ

your image

Wise

1

Name

You have to tell us what it is called

2

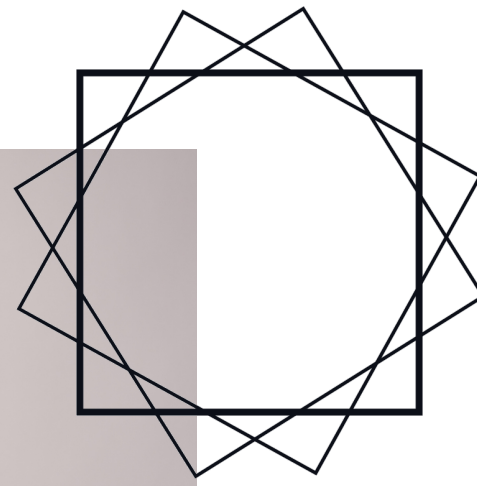
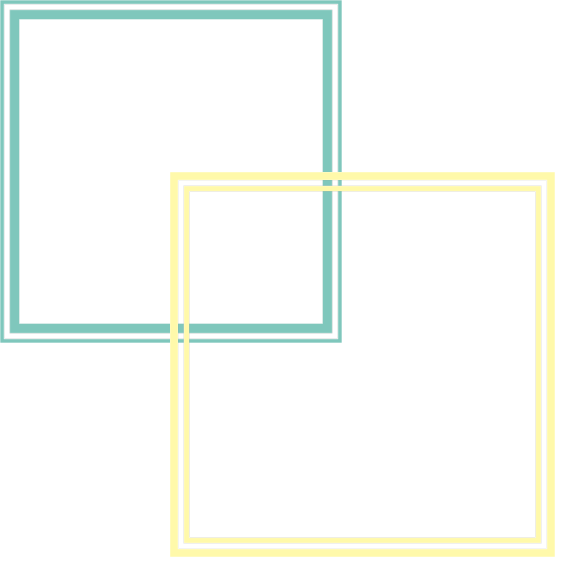
Description

You have to tell us what are its main characteristics

3

Image

You have to show us the heritage element



OCITY

Creativity + Innovation & Technology

